

EASYGATE SBG



EasyGate SBG, Self-Boarding Gate is an innovative automated solution enabling passenger self-service check-in and passage control at Boarding Gates, Security/Immigration Check Points, or entry to Loyalty Passenger lanes or lounge areas. The secure gates technology provides intuitive and easy passage for authorized users while preventing unauthorized access with minimal supervision. Our EasyGate SBG provides stress-free efficiency for passengers and freedom from mundane tasks so the professional staff can better focus their personal attention on the valued travelers needs.

Lightweight Visual Design

Our modern, slim cabinet utilizes the timeless aesthetics and ruggedness of stainless steel coupled with toughened tempered glass panels providing a solid yet transparent design perfectly suited for the modern airports as well as space constrained applications. The EasyGate SBG is ideal for demanding high-traffic environments.

Efficient Scalable Platform

The design allows for easy integration of various ticketing and passport readers, barcode and biometric scanners, printers as well as LCD displays to provide helpful user cues and instructions. Our flexible detection platform is specifically tuned & tested for the traffic patterns and profiles found in today's airports and transportation environments and offers the ability to further fine tune the system with ease to better meet to particular needs of any site or application.

High Security & Safety Assured

The state-of-the-art detection system comprises 50 pairs of infrared optical sensors, which keeps synchronous control of the occurrence of climbing over, tailgating and cross over, along with acoustic buzzer. Protection against passenger injury and luggage is guaranteed as well. The emergency button as well as fail-safe motor double-assure the emergency situation.

BENEFITS

- Slim, transparent, scalable space saving design
- Optional wider ADA compliant width lanes for comfortable
- Purpose built, high throughput ruggedized components
- Powerful Microprocessor platform w/multiple comm ports
- Large adjustable LCD display for easy instruction reading
- Local and remote alarm outputs and interfaces
- Redundant safety and field tunable detection system
- Designed for easy integration of readers & peripherals



• Print@Home boarding tickets



• smartPhone boarding tickets



• standard boarding pass



Materials and finishes :

- Cabinet sides & top:** brushed stainless steel AISI 304
- Barrier type:** 10 mm (0.39") acrylic barrier panels
- Side Infill panel:** 10 mm (0.39") toughened tempered glass

Dimensions:

- Cabinet height:** 990 mm (39")
- Cabinet length:** 1 550 mm (61")
- Cabinet width:** 180 mm (7")
- Passage width:** 630 mm (25") also available in ADA 920 mm (36")

Standard equipment:

- Internal alarm sounder and remote alarm outputs
- LCD screen displays information and instructional cues
- Front Lane Status Lights (Green arrow / Red cross)
- Top mounted Red / Green Back-lit pictogram
- Advanced detection/safety algorithm tuned for passenger traffic
- Exclusive Smart Beam technology - fault compensation SW

Optional accessories:

- Emergency pushbutton
- Integrated BarCode and ID scanners
- Contact and Contactless/NFC card readers
- High-speed boarding pass thermal printer
- Integrated Stantion Belt for closed lane
- Customized barrier panels (tinted, frosted, acrylic, LED's)
- Mounting Bases for complete surface mounting
- Remote Controller (pushbutton or touchscreen)

Communication inter face:

- RS 485 / USB / Ethernet



Safety and Detection elements:

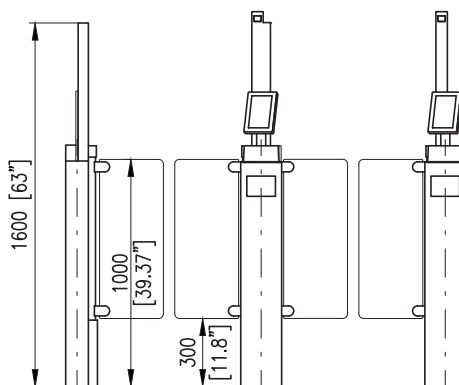
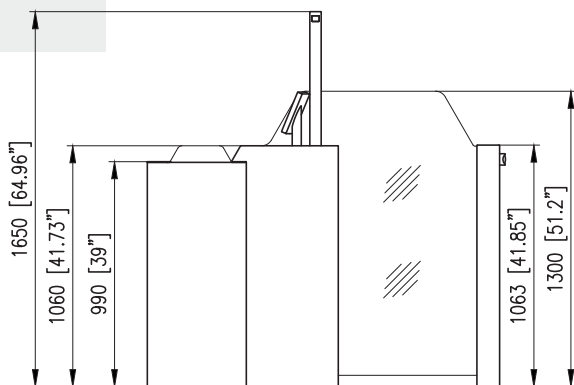
- Advanced RX/TX InfraRed Optical Sensors:
- Tailgating detection
- Single passage control
- Trailing Luggage detection
- Climb over/under detection
- Redundant safety sensors & sensing
- Dedicated Emergency/Fire Input
- FailSafe on Power loss (FailSecure upon request)

Supported Barcodes Types:

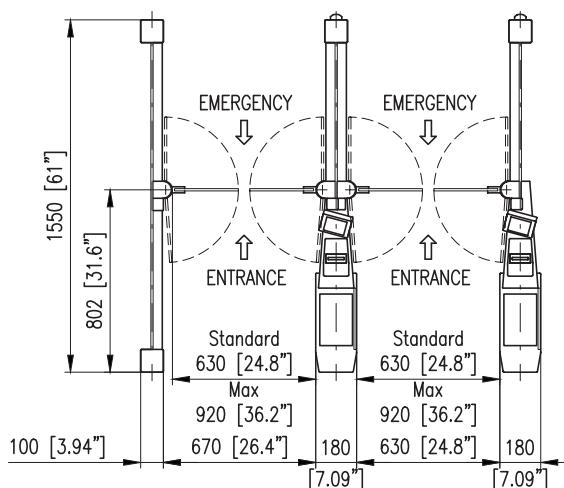
- 2D BarCode:** PDF 417 / QR Code / DataMatrix / Aztec / EAN 13
- 1D BarCode:** Code 39 / Code 128 / Industrial 2 of 5

Power supply:

- Power supply input 110-230V AC / 50-60 Hz



All dimensions in mm (inches).



* Specifications are subject to change without prior notice.